
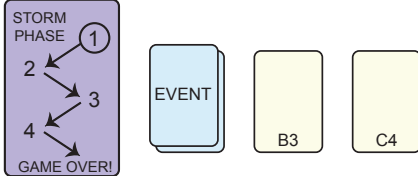


After initial setup, there are four cards in the Erosion Deck and the Storm Phase is 1.

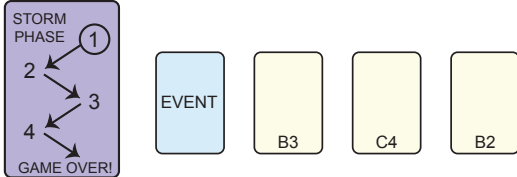


**Storm Phase 1, Period 1**

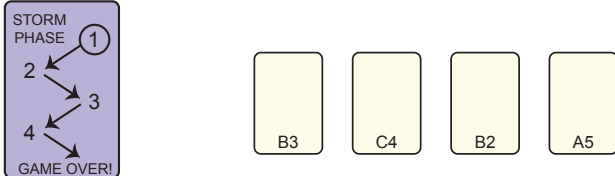
After the paleontologist actions, a card is drawn from the top of the Erosion Deck, and erosion occurs at grid space B3. The event card is placed face up in a new 1-card “stack” to the right of the Erosion Deck.



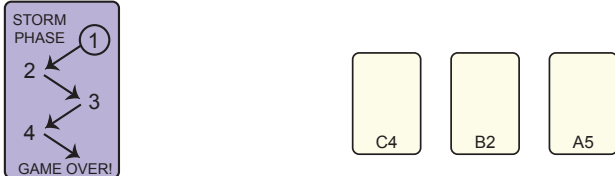
After the paleontologist actions, erosion occurs at C4. The card is placed in a new “stack” to the right of the others.



After the paleontologist actions, erosion occurs at B2.



After the paleontologist actions, erosion occurs at A5. There are no cards left in the face-down Erosion Deck, signaling the beginning of Period 2 on the next turn.



**Storm Phase 1, Period 2**

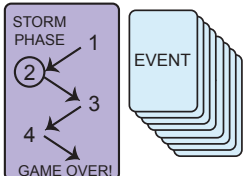
After the paleontologist actions, there are no cards left in the Erosion Deck, so erosion is determined by the leftmost face-up “stack.” Erosion occurs at B3 and the card is removed until the next Storm Phase.




After the paleontologist actions, erosion occurs at C4.



After the paleontologist actions, erosion occurs at B2.



After the paleontologist actions, erosion occurs at A5. The Storm Phase is incremented to 2, and a new set of 8 random event cards form the Erosion Deck.



**Storm Phase 2, Period 1**

After the paleontologist actions, 2 cards are drawn from the top of the Erosion Deck, erosion occurs at B1 and C3, and the 2 cards make a face-up stack to the right of the Erosion Deck. After 3 more turns, there will be 4 face-up stacks and the Erosion Deck will be empty, signaling the beginning of Period 2. The face-up stacks then govern erosion until the end of Storm Phase 2. For example, on the first turn of Period 2, erosion occurs at B1 and C3.